

2009-2010 Distance Education PAWS Profile

PAWS Summary for Distance Education Statewide.....	2
2009-2010 PAWS Mathematics	2
2009-2010 PAWS Reading	2
2009-2010 PAWS Science	3
2009-2010 PAWS Writing	3
PAWS Summary for Distance Education by Program Provider.....	4
Campbell County Virtual School (CCVS) – Campbell County School District #1	4
Jackson Hole Connections Academy (JHCA) – Teton County School District #1.....	5
Wyoming Virtual Academy (WyVA) – Niobrara County School District #1.....	6
Distance Education Program Provider Comparison.....	7
Grades 03 to 06.....	7
Grades 07 to 11.....	8

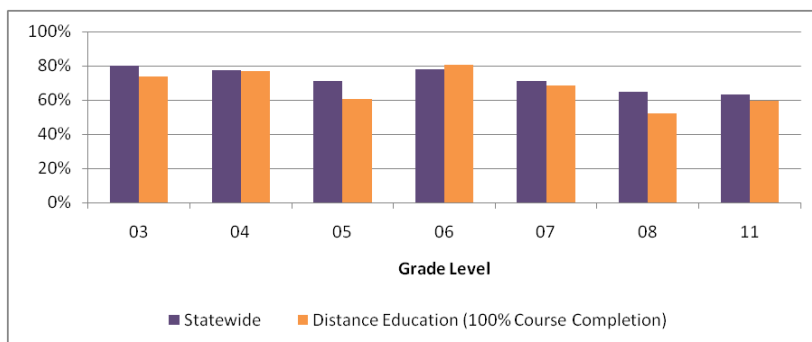
Comments:

- ✓ Only distance education (DE) courses where 100% of the Milestones (or objectives) were completed are represented in this report. To include supplemental DE course registrations, PAWS results were compiled at the course level. For each distance education course a student took, that course subject area was correlated to the appropriate PAWS subject area.
- ✓ The information in this report aggregates PAWS scores by distance education program for informational purposes only. All student performance, accountability, state and local assessment results, and adequate yearly progress (AYP) are assigned to the school/district where the student is formally enrolled.
- ✓ To protect student confidentiality, summaries for some distance education program providers have not been included in this report due to the lack of sufficient data.
- ✓ This year, technical malfunctions related to the state assessment process have made it impossible for Wyoming to make valid determinations of student achievement based on the 2010 PAWS results.

PAWS Profile for Distance Education Statewide

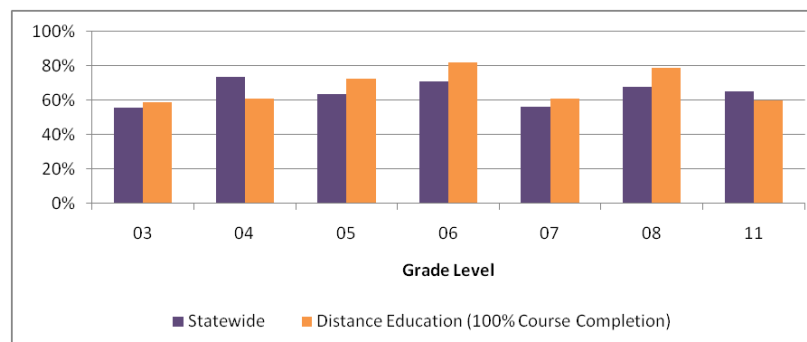
All distance education courses are represented regardless of program provider.

2009-2010 PAWS Mathematics
Percent Proficient and Advanced



Grade	Statewide		Distance Education (100% Course Completion)	
	Number of Students Tested	Percent Proficient and Advanced	Number of Students Tested	Percent Proficient and Advanced
03	6630 to 6639	80.28%	10 to 19	73.68%
04	6620 to 6629	77.54%	20 to 29	76.92%
05	6640 to 6649	71.33%	20 to 29	60.71%
06	6670 to 6679	78.13%	30 to 39	80.65%
07	6490 to 6499	71.21%	10 to 19	68.75%
08	6490 to 6499	64.62%	40 to 49	52.27%
11	5960 to 5969	63.11%	30 to 39	59.46%

2009-2010 PAWS Reading
Percent Proficient and Advanced

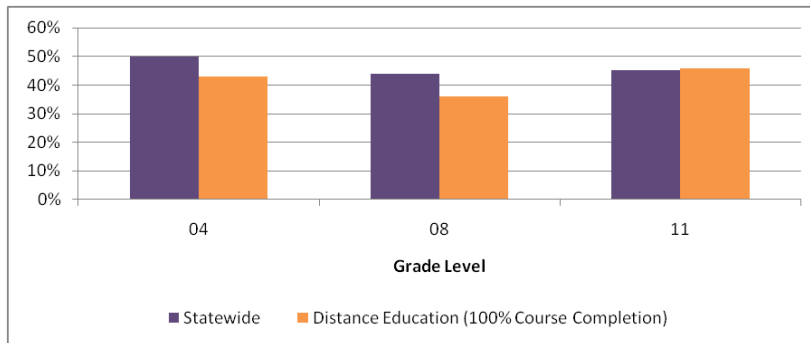


Grade	Statewide		Distance Education (100% Course Completion)	
	Number of Students Tested	Percent Proficient and Advanced	Number of Students Tested	Percent Proficient and Advanced
03	6630 to 6639	55.49%	10 to 19	58.82%
04	6610 to 6619	73.42%	20 to 29	60.71%
05	6640 to 6649	63.59%	20 to 29	72.41%
06	6670 to 6679	70.93%	20 to 29	82.14%
07	6490 to 6499	56.23%	10 to 19	61.11%
08	6490 to 6499	67.73%	30 to 39	78.79%
11	5920 to 5929	65.24%	30 to 39	60.00%

PAWS Profile for Distance Education Statewide

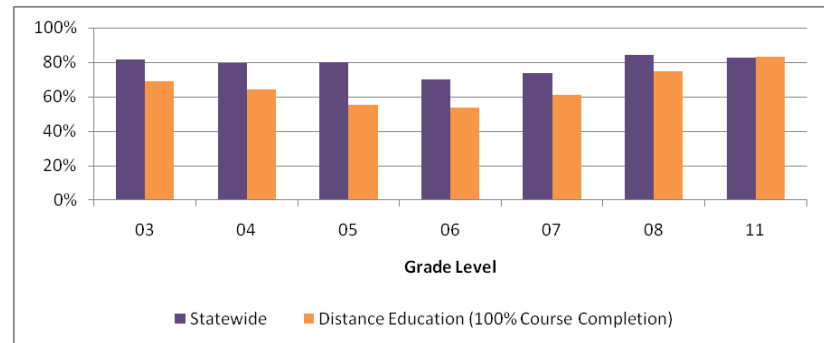
All distance education courses are represented regardless of program provider.

2009-2010 PAWS Science
Percent Proficient and Advanced



Grade	Statewide		Distance Education (100% Course Completion)	
	Number of Students Tested	Percent Proficient and Advanced	Number of Students Tested	Percent Proficient and Advanced
04	6620 to 6629	49.85%	20 to 29	42.86%
08	6490 to 6499	43.79%	50 to 59	36.00%
11	5880 to 5889	45.34%	30 to 39	45.95%

2009-2010 PAWS Writing
Percent Proficient and Advanced

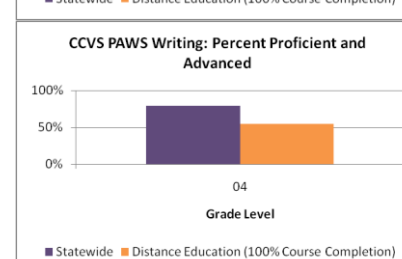
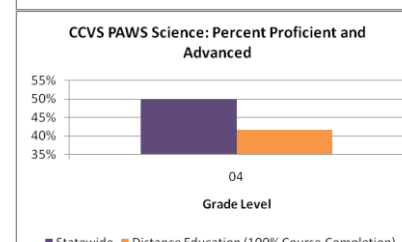
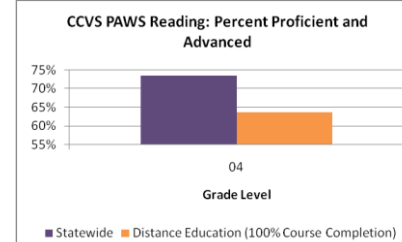
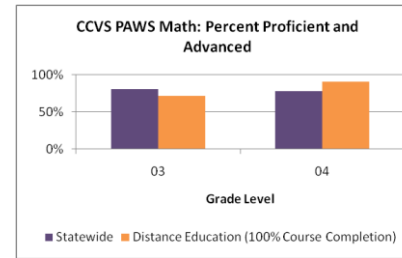


Grade	Statewide		Distance Education (100% Course Completion)	
	Number of Students Tested	Percent Proficient and Advanced	Number of Students Tested	Percent Proficient and Advanced
03	6630 to 6639	81.40%	10 to 19	68.75%
04	6610 to 6619	79.72%	20 to 29	64.29%
05	6630 to 6639	79.94%	20 to 29	55.17%
06	6660 to 6669	69.94%	20 to 29	53.57%
07	6480 to 6489	73.56%	10 to 19	61.11%
08	6470 to 6479	84.34%	30 to 39	75.00%
11	5920 to 5929	82.55%	30 to 39	83.33%

PAWS Profile for Distance Education by Program Provider

Campbell County Virtual School (CCVS) – Campbell County School District #1

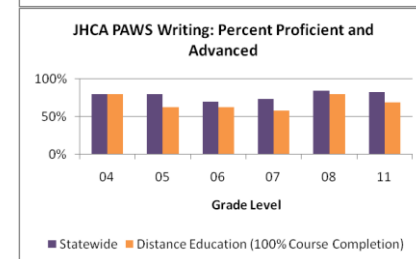
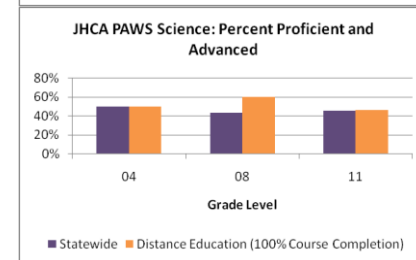
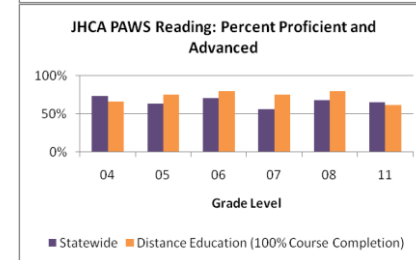
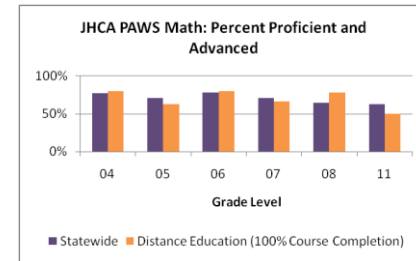
Subject	Grade	Statewide		Distance Education (100% Course Completion)	
		Number of Students Tested	Percent Proficient and Advanced	Number of Students Tested	Percent Proficient and Advanced
Math	03	6630 to 6639	80.28%	6 to 9	71.43%
Math	04	6620 to 6629	77.54%	10 to 19	>= 90%
Math	05	6640 to 6649	71.33%	0 to 5	N/R
Math	06	6670 to 6679	78.13%	0 to 5	N/R
Reading	03	6630 to 6639	55.49%	0 to 5	N/R
Reading	04	6610 to 6619	73.42%	10 to 19	63.64%
Reading	05	6640 to 6649	63.59%	0 to 5	N/R
Reading	06	6670 to 6679	70.93%	0 to 5	N/R
Science	04	6620 to 6629	49.85%	10 to 19	41.67%
Writing	03	6630 to 6639	81.40%	0 to 5	N/R
Writing	04	6610 to 6619	79.72%	10 to 19	54.55%
Writing	05	6630 to 6639	79.94%	0 to 5	N/R
Writing	06	6660 to 6669	69.94%	0 to 5	N/R



PAWS Profile for Distance Education by Program Provider

Jackson Hole Connections Academy (JHCA) – Teton County School District #1

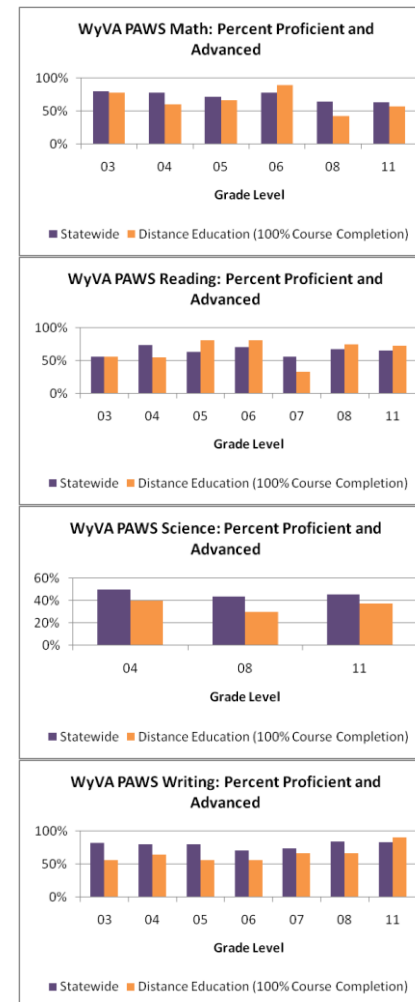
Subject	Grade	Statewide		Distance Education (100% Course Completion)	
		Number of Students Tested	Percent Proficient and Advanced	Number of Students Tested	Percent Proficient and Advanced
Math	03	6630 to 6639	80.28%	0 to 5	N/R
Math	04	6620 to 6629	77.54%	6 to 9	>= 80%
Math	05	6640 to 6649	71.33%	6 to 9	62.50%
Math	06	6670 to 6679	78.13%	6 to 9	>= 80%
Math	07	6490 to 6499	71.21%	10 to 19	66.67%
Math	08	6490 to 6499	64.62%	6 to 9	77.78%
Math	11	5960 to 5969	63.11%	10 to 19	50.00%
Reading	03	6630 to 6639	55.49%	0 to 5	N/R
Reading	04	6610 to 6619	73.42%	6 to 9	66.67%
Reading	05	6640 to 6649	63.59%	6 to 9	75.00%
Reading	06	6670 to 6679	70.93%	6 to 9	>= 80%
Reading	07	6490 to 6499	56.23%	10 to 19	75.00%
Reading	08	6490 to 6499	67.73%	6 to 9	>= 80%
Reading	11	5920 to 5929	65.24%	10 to 19	61.54%
Science	04	6620 to 6629	49.85%	6 to 9	50.00%
Science	08	6490 to 6499	43.79%	10 to 19	60.00%
Science	11	5880 to 5889	45.34%	10 to 19	46.15%
Writing	03	6630 to 6639	81.40%	0 to 5	N/R
Writing	04	6610 to 6619	79.72%	6 to 9	>= 80%
Writing	05	6630 to 6639	79.94%	6 to 9	62.50%
Writing	06	6660 to 6669	69.94%	6 to 9	62.50%
Writing	07	6480 to 6489	73.56%	10 to 19	58.33%
Writing	08	6470 to 6479	84.34%	6 to 9	>= 80%
Writing	11	5920 to 5929	82.55%	10 to 19	69.23%



PAWS Profile for Distance Education by Program Provider

Wyoming Virtual Academy (WyVA) – Niobrara County School District #1

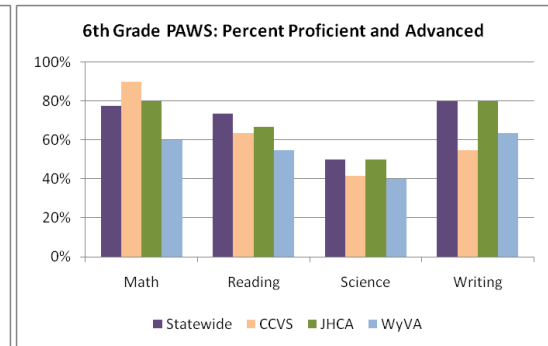
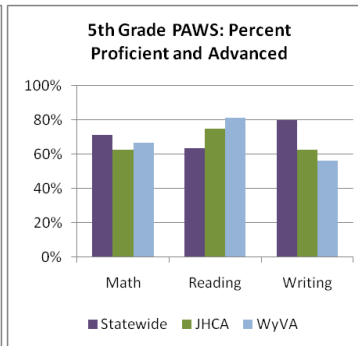
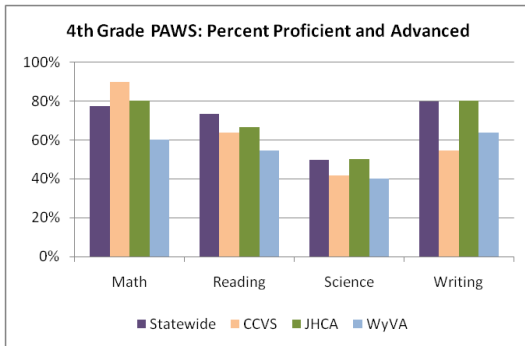
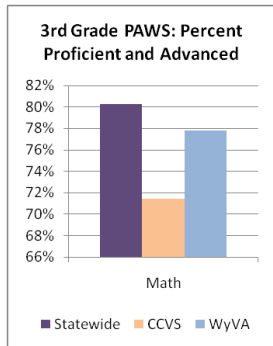
Subject	Grade	Statewide		Distance Education (100% Course Completion)	
		Number of Students Tested	Percent Proficient and Advanced	Number of Students Tested	Percent Proficient and Advanced
Math	03	6630 to 6639	80.28%	6 to 9	77.78%
Math	04	6620 to 6629	77.54%	10 to 19	60.00%
Math	05	6640 to 6649	71.33%	10 to 19	66.67%
Math	06	6670 to 6679	78.13%	10 to 19	88.89%
Math	07	6490 to 6499	71.21%	0 to 5	N/R
Math	08	6490 to 6499	64.62%	30 to 39	42.42%
Math	11	5960 to 5969	63.11%	10 to 19	57.14%
Reading	03	6630 to 6639	55.49%	6 to 9	55.56%
Reading	04	6610 to 6619	73.42%	10 to 19	54.55%
Reading	05	6640 to 6649	63.59%	10 to 19	81.25%
Reading	06	6670 to 6679	70.93%	10 to 19	81.25%
Reading	07	6490 to 6499	56.23%	6 to 9	33.33%
Reading	08	6490 to 6499	67.73%	20 to 29	75.00%
Reading	11	5920 to 5929	65.24%	10 to 19	72.73%
Science	04	6620 to 6629	49.85%	10 to 19	40.00%
Science	08	6490 to 6499	43.79%	40 to 49	30.00%
Science	11	5880 to 5889	45.34%	10 to 19	37.50%
Writing	03	6630 to 6639	81.40%	6 to 9	55.56%
Writing	04	6610 to 6619	79.72%	10 to 19	63.64%
Writing	05	6630 to 6639	79.94%	10 to 19	56.25%
Writing	06	6660 to 6669	69.94%	10 to 19	56.25%
Writing	07	6480 to 6489	73.56%	6 to 9	66.67%
Writing	08	6470 to 6479	84.34%	20 to 29	66.67%
Writing	11	5920 to 5929	82.55%	10 to 19	>= 90%



Distance Education Program Provider Comparison

Grades 03 to 06

Grade	Subject	Statewide		CCVS Distance Education (100% Course Completion)		JHCA Distance Education (100% Course Completion)		WyVA Distance Education (100% Course Completion)	
		Number of Students Tested	Percent Proficient and Advanced	Number of Students Tested	Percent Proficient and Advanced	Number of Students Tested	Percent Proficient and Advanced	Number of Students Tested	Percent Proficient and Advanced
03	Math	6630 to 6639	80.28%	6 to 9	71.43%	0 to 5	N/R	6 to 9	77.78%
03	Reading	6630 to 6639	55.49%	0 to 5	N/R	0 to 5	N/R	6 to 9	55.56%
03	Writing	6630 to 6639	81.40%	0 to 5	N/R	0 to 5	N/R	6 to 9	55.56%
04	Math	6620 to 6629	77.54%	10 to 19	>= 90%	6 to 9	>= 80%	10 to 19	60.00%
04	Reading	6610 to 6619	73.42%	10 to 19	63.64%	6 to 9	66.67%	10 to 19	54.55%
04	Science	6620 to 6629	49.85%	10 to 19	41.67%	6 to 9	50.00%	10 to 19	40.00%
04	Writing	6610 to 6619	79.72%	10 to 19	54.55%	6 to 9	>= 80%	10 to 19	63.64%
05	Math	6640 to 6649	71.33%	0 to 5	N/R	6 to 9	62.50%	10 to 19	66.67%
05	Reading	6640 to 6649	63.59%	0 to 5	N/R	6 to 9	75.00%	10 to 19	81.25%
05	Writing	6630 to 6639	79.94%	0 to 5	N/R	6 to 9	62.50%	10 to 19	56.25%
06	Math	6670 to 6679	78.13%	0 to 5	N/R	6 to 9	>= 80%	10 to 19	88.89%
06	Reading	6670 to 6679	70.93%	0 to 5	N/R	6 to 9	>= 80%	10 to 19	81.25%
06	Writing	6660 to 6669	69.94%	0 to 5	N/R	6 to 9	62.50%	10 to 19	56.25%



Distance Education Program Provider Comparison

Grades 07 to 11

Grade	Subject	Statewide		JHCA Distance Education (100% Course Completion)		WeAVE Distance Education (100% Course Completion)		WWCC Distance Education (100% Course Completion)		WyVA Distance Education (100% Course Completion)	
		Number of Students Tested	Percent Proficient and Advanced	Number of Students Tested	Percent Proficient and Advanced	Number of Students Tested	Percent Proficient and Advanced	Number of Students Tested	Percent Proficient and Advanced	Number of Students Tested	Percent Proficient and Advanced
07	Math	6490 to 6499	71.21%	10 to 19	66.67%					0 to 5	N/R
07	Reading	6490 to 6499	56.23%	10 to 19	75.00%					6 to 9	33.33%
07	Writing	6480 to 6489	73.56%	10 to 19	58.33%					6 to 9	66.67%
08	Math	6490 to 6499	64.62%	6 to 9	77.78%	0 to 5	N/R			30 to 39	42.42%
08	Reading	6490 to 6499	67.73%	6 to 9	>= 80%					20 to 29	75.00%
08	Science	6490 to 6499	43.79%	10 to 19	60.00%					40 to 49	30.00%
08	Writing	6470 to 6479	84.34%	6 to 9	>= 80%					20 to 29	66.67%
11	Math	5960 to 5969	63.11%	10 to 19	50.00%	0 to 5	N/R	6 to 9	>= 80%	10 to 19	57.14%
11	Reading	5920 to 5929	65.24%	10 to 19	61.54%	0 to 5	N/R	0 to 5	N/R	10 to 19	72.73%
11	Science	5880 to 5889	45.34%	10 to 19	46.15%	0 to 5	N/R	0 to 5	N/R	10 to 19	37.50%
11	Writing	5920 to 5929	82.55%	10 to 19	69.23%	0 to 5	N/R	0 to 5	N/R	10 to 19	>= 90%

